



Advantage

Reduce Labor - Reduce Operating Costs

SHEETING LINES RECONDITION and UPGRADE!

With tight capital budgets, consider integrating new equipment with existing lines to increase productivity and add new products. Sheeting and make-up lines easily accommodate these upgrades.


You want your production facility to be as versatile and as efficient as possible. You want to be able to provide as many products as you can to field the demand



Older Sheeting Line

increased efficiency and reduces ingredient costs), mobile equipment (for easy sanitation and less down time), automatic panning and tray loading systems (which reduce labor costs and streamline processes). See pages 2 and 3.

Contact Moline to upgrade your old equipment.



Right-Angle Addition in Narrow Production Space

Efficiently Produce:

- Sweet Goods
- Laminated Products
- Flat Breads
- Pizza Crusts


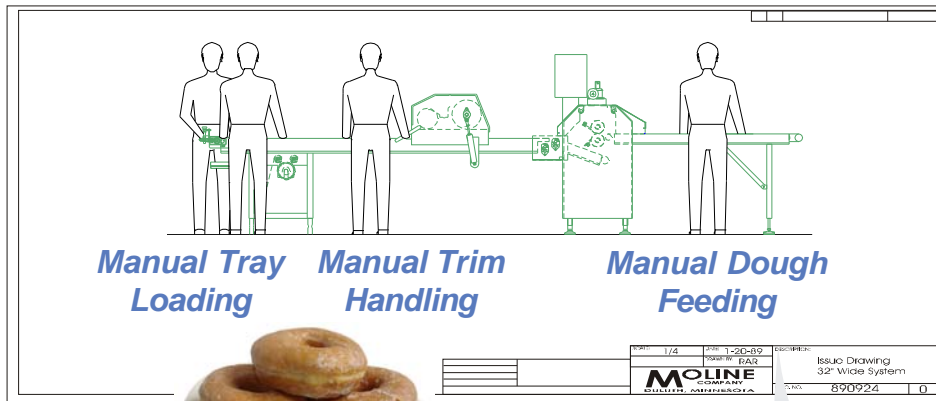
for variety in this changing economy and you want to do it as cost effectively as possible. At Moline, we understand those concerns. Integration is what we do, providing the concepts, the new equipment, and the technical service you need for flexibility, efficiency and optimum productivity. We walk you through the process, from initial concept to installation and start-up, orchestrating the integration of new equipment with your existing machinery.

Areas that are easy to upgrade include electronic controls (new technology can alleviate labor costs and reduce operating costs), automated trim return (provides

- **Add Flexibility**
Install equipment to produce multiple products and support easy product changes.
- **Save Space**
Integrate right-angle equipment designed for cornering in tight spaces.

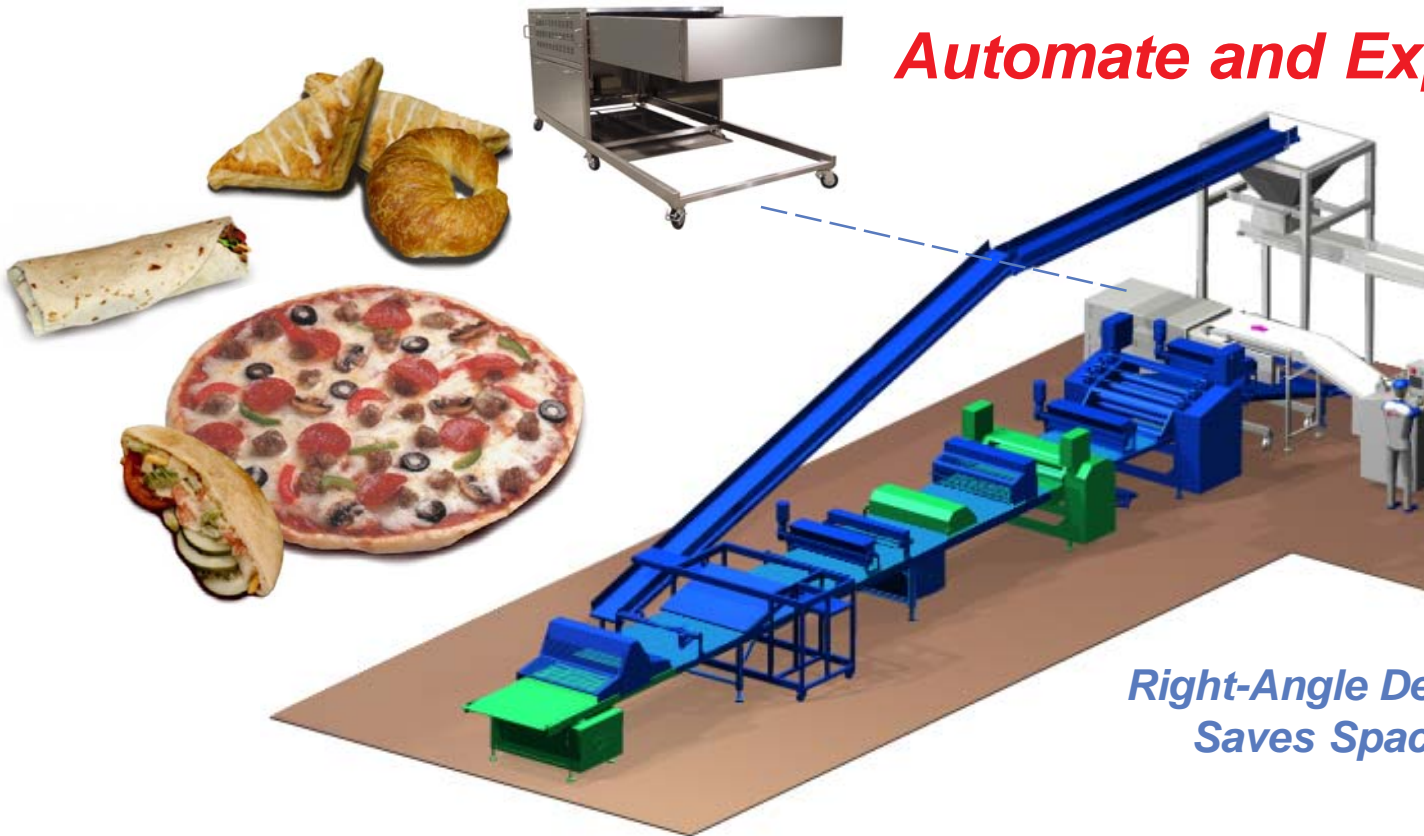
Existing Line + New Additions

Functional Existing Line

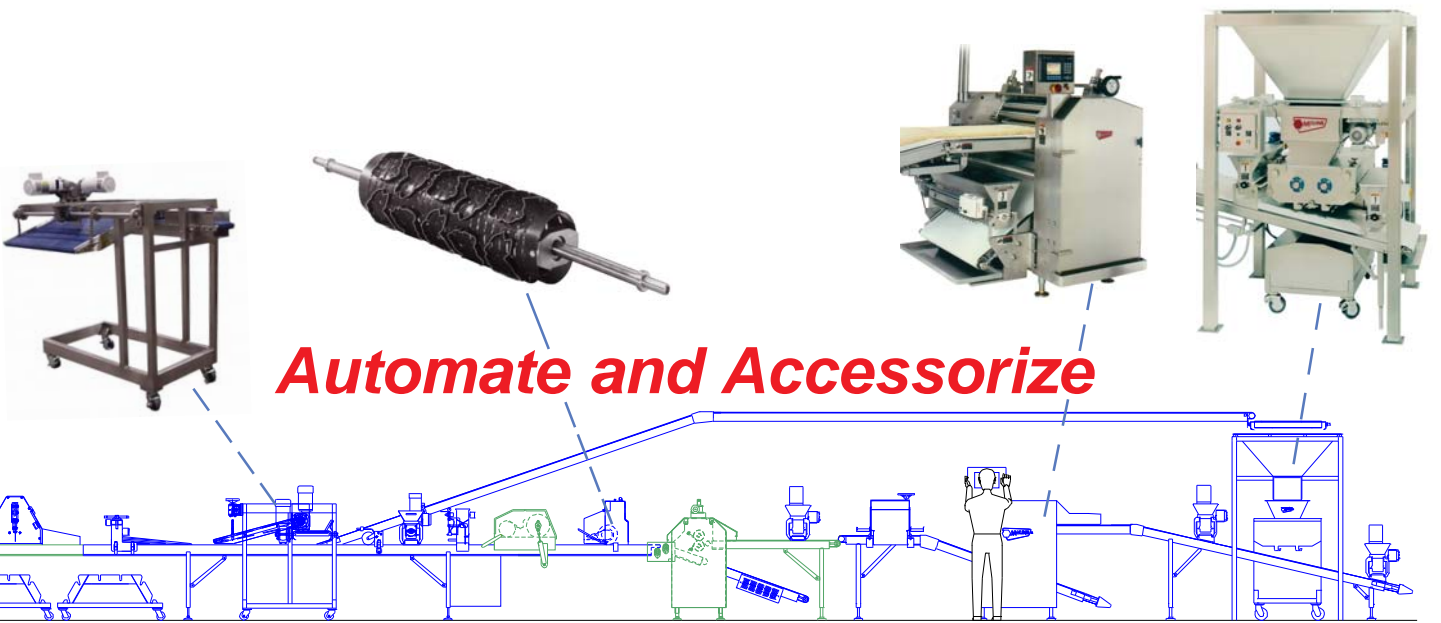


Lamination Adds Many Product Possibilities

Automate and Exp



s = Increased Profits




Automate and Accessorize

Easily Add Conveyor Length, Make-up Accessories and Trim Processing

Automated Dough Feed and Sheet Forming

Expand



*Design
ce*

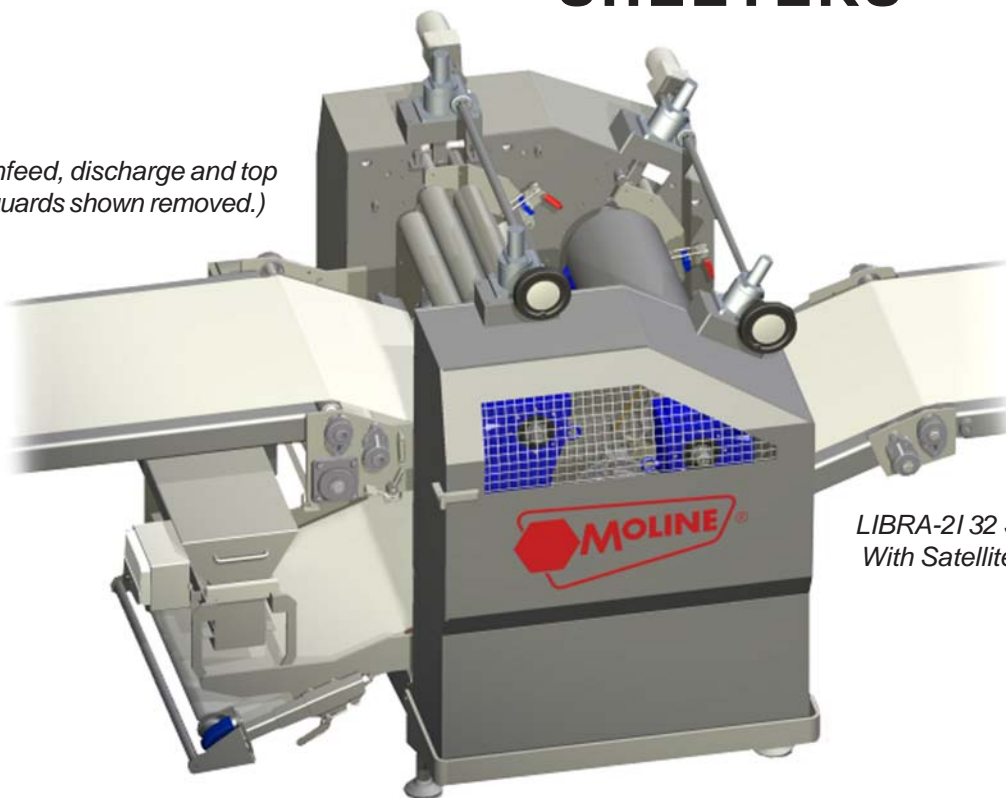


Yoga II Dough Former Adds Low-Stress Processing

New!

LIBRA SHEETERS

(Infeed, discharge and top guards shown removed.)



*LIBRA-21 32 Sheeter
With Satellite Roller*

Features:

- *Light duty and heavy duty styles (light duty applicable to widths under 32").*
- *Available with one, two and three sheeting roller sets.*
- *Satellite roller option adds reduction capability.*
- *Shorter profile improves ergonomics.*
- *Scraper blade tension is applied with over-center clamps for improved control and operation.*
- *Side doors contain observation windows for monitoring drive areas.*
- *Hinged guards with gas springs.*
- *Optional automatic roller lift system.*



Düsseldorf, Germany • October 3 - 9, 2009