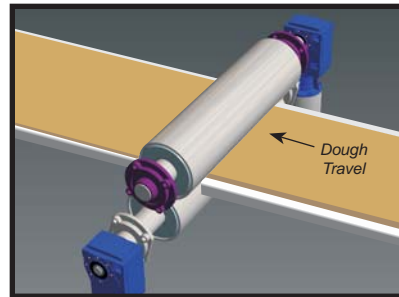


Moline Sheeters



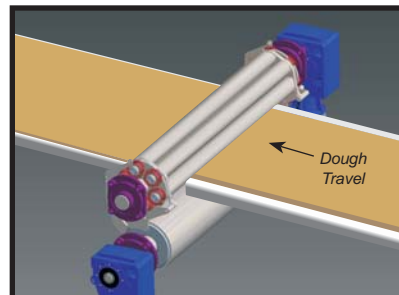
Six styles plus design options offer more features for the industrial baker to improve operation and efficiency.



LIBRA Single Sheeter **Optimum Control - Simple Design**

- One set of 10" diameter rollers.
- Nominally rated at up to 2:1 reduction.
- Best choice for final calibration prior to make-up.


For More Information See Bulletin 812



LIBRA Single Satellite Sheeter **Increased Capacity - Simple Design**

- One gauging station with satellite roller in the upper position.
- Providing up to 6:1 reduction.
- Often used as the primary sheeter following stressless sheet forming or after lamination.

For More Information See Bulletin 812



LIBRA Dual Sheeter **Space Saving Design**

- Two sets of 10" diameter rollers.
- Nominally rated at up to 4:1 reduction.
- Ideal for sheeting thick, heavy formulations.

For More Information See Bulletin 826

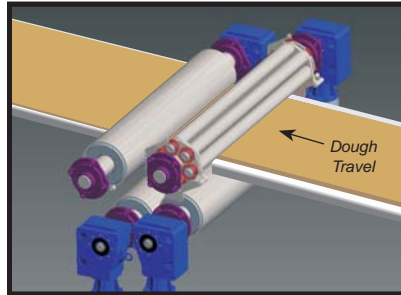


Moline Machinery LLC

114 South Central Avenue • Duluth, Minnesota, USA, 55807
218-624-5734 • www.moline.com • sales@moline.com




Moline Sheeters



LIBRA Dual Satellite Sheeter **High Capacity / Space Saving Design.**

- Two gauging stations with satellite roller in the first station.
- Up to 12:1 reduction capability.
- Popular choice for many line configurations.


For More Information See Bulletin 826



LIBRA Galaxy Sheeter **High Capacity Sheeter for Wide Lines**

- Upper roller with twelve solid 3.5" diameter rollers rotating around a single shaft.
- Ideal for high reduction primary sheeting on wider lines or for low-stress processing of thick and laminated dough.

For More Information See Bulletin 813



LIBRA Triple Sheeter **Super Duty in a Compact Package**

- Three sets of solid 8" diameter stainless steel rollers.
- Ideal for high speed lines producing items such as tortillas and flatbread. Also ideal for lines over 48" in width.

For More Information See Bulletin 824



Moline Sheeters

Specifications Per Sheeter

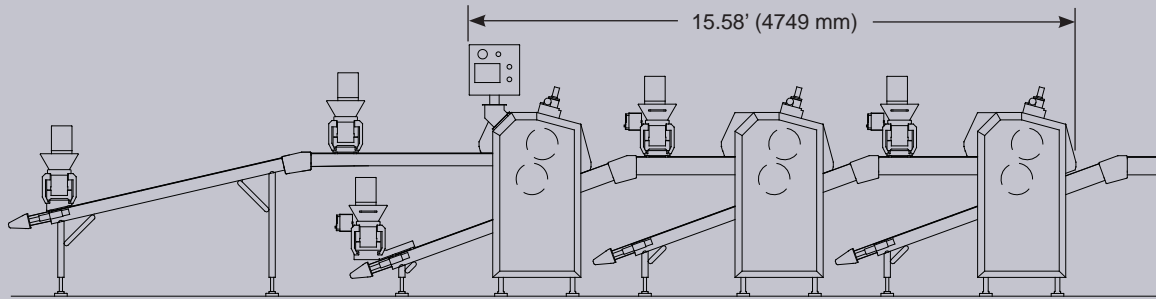
Sheeter Style	Up to 48" Wide	Over 48" Wide	High Reduction Capability	Pass-Thru Dusting	Final Gauging Applications	Yeast Dough	Short Dough	Bread	Flatbread	Pizza	Tortillas
LIBRA Single Sheeter	X	X	X	X	X	X	X	X	X	X	
LIBRA Single Satellite Sheeter	X		X	X	X		X	X	X		
LIBRA Dual Sheeter	X	X	X	X	X		X	X	X	X	
LIBRA Dual Satellite Sheeter	X		X	X	X		X	X	X		
LIBRA Galaxy Sheeter	X	X	X	X	X		X	X	X		
LIBRA Triple Sheeter	X	X	X	X	X		X	X	X	X	

All sheeters are available in Economy or Industrial versions to accommodate the required application and price point. Contact Moline Customer Service for more information.

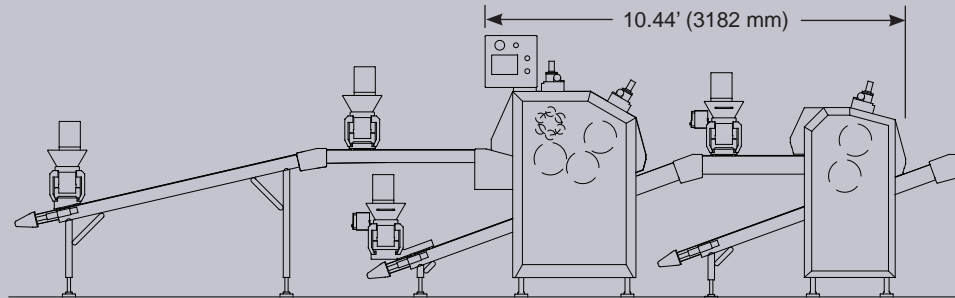




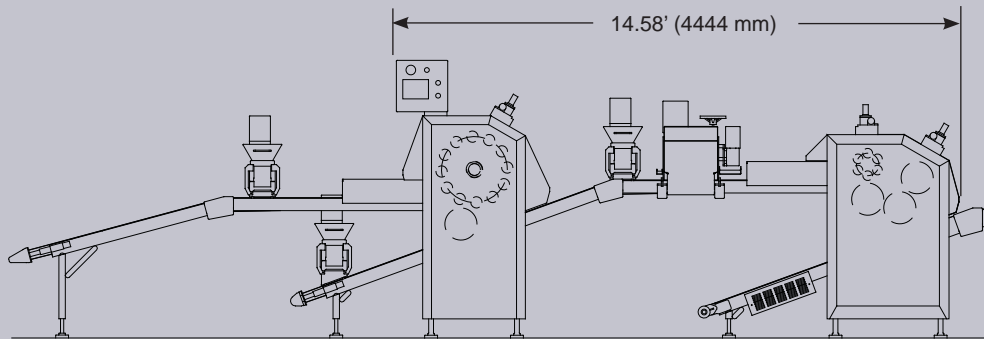
Moline Sheeters



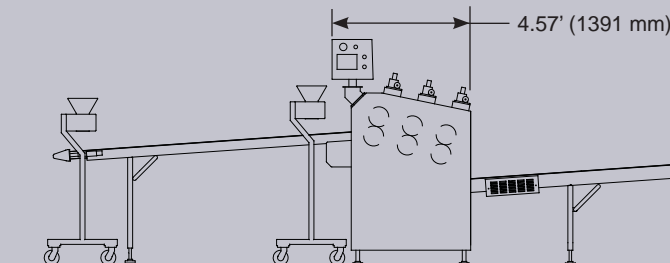
Single Sheeter



Dual Satellite Sheeter and Single Sheeter



Galaxy Sheeter and Dual Satellite Sheeter



Triple Sheeter