


Moline Belt Trackers



Designed for automatic and continuous belt tracking during operation.



*Shown non-operational
with guards removed.*

- ***Designed to accommodate conveyor widths of 24 to 60 inches.***
- ***Automatic tracking provides efficient operation without constant operator input.***

Moline belt trackers offer automatic, continuous and efficient belt tracking throughout the production process. The pneumatically actuated, three-roller design provides effortless and continuous tracking of fabric belts, such as neoprene. The unit is designed to accommodate conveyor widths of 24 to 60 inches.

When the conveyor belt begins to move out of alignment, it contacts the belt tracker actuator, located beneath the conveyor bed. The actuator sends a signal to the air cylinder to shift the tracking rollers and realign the belt. As soon as the actuator is not

being contacted by the conveyor belt, the tracking rollers shift back into their original position. One side of the belt tracker is stationary, while the other is active. Guards, installed on the active side of the belt tracker and beneath the rollers, prevent contact during operation.

The smooth, efficient action of the Moline belt tracker assembly is automatic - operator input is unnecessary. The belt moves smoothly down the conveyor without constant operator vigilance, resulting in less down time and higher efficiency during production.



Moline Machinery LLC

114 South Central Avenue • Duluth, Minnesota, USA, 55807
218-624-5734 • www.moline.com • sales@moline.com




Moline Belt Trackers


The belt tracker actuator is mounted beneath the conveyor bed (see photo at right) and can be located on either side of the conveyor. When the belt contacts the actuator it sends a signal to the air cylinder to shift the rollers to align the belt. A limit switch and air valve are also installed under the conveyor.

Pneumatic pressure is controlled at the air pressure regulator mounted near the tracker. Air lines run from the air source to the regulator, air valve and cylinder. Pneumatic requirements are 10 cfm @ 80 psi (4.7 liters/second @ 5.5 bar).

The belt tracker contains guards to prevent access to pinch points during operation. The front guard is mounted over the air cylinder and shift mechanism. The bottom guard is mounted under the conveyor over the tracking rollers.



Belt Tracker and Actuator Beneath Conveyor Bed
(shown non-operational with guards removed)



Tracking Rollers Beneath Conveyor Bed
(shown non-operational with guards removed)



Belt Tracker With Front Guard Installed