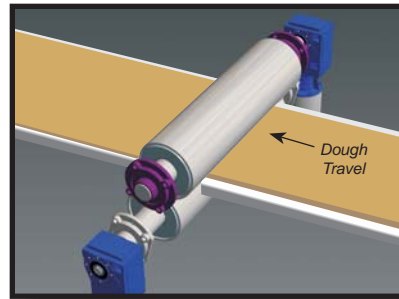


# Moline Sheeters



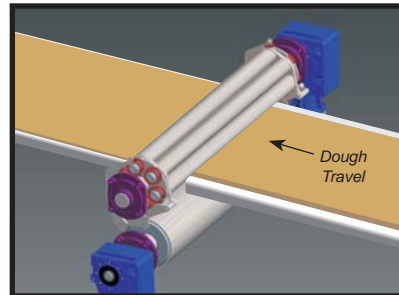
*Six styles plus design options offer more features for the industrial baker to improve operation and efficiency.*



## **LIBRA Single Sheeter** **Optimum Control - Simple Design**

- One set of 10" diameter rollers.
- Nominally rated at up to 2:1 reduction.
- Best choice for final calibration prior to make-up.


For More Information See Bulletin 812



## **LIBRA Single Satellite Sheeter** **Increased Capacity - Simple Design**

- One gauging station with satellite roller in the upper position.
- Providing up to 6:1 reduction.
- Often used as the primary sheeter following stressless sheet forming or after lamination.

For More Information See Bulletin 812



## **LIBRA Dual Sheeter** **Space Saving Design**

- Two sets of 10" diameter rollers.
- Nominally rated at up to 4:1 reduction.
- Ideal for sheeting thick, heavy formulations.

For More Information See Bulletin 826

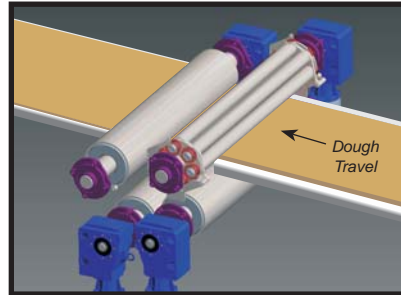


## **Moline Machinery LLC**

114 South Central Avenue • Duluth, Minnesota, USA, 55807  
218-624-5734 (For after hours service, call 218-590-1987)  
www.moline.com • sales@moline.com




# Moline Sheeters



## **LIBRA Dual Satellite Sheeter** **High Capacity / Space Saving Design.**

- Two gauging stations with satellite roller in the first station.
- Up to 12:1 reduction capability.
- Popular choice for many line configurations.


For More Information See Bulletin 826



## **GALAXY Sheeter** **High Capacity Sheeter for Wide Lines**

- Upper roller with twelve solid 3.5" diameter rollers rotating around a single shaft in a 24" diameter circle.
- Ideal for high reduction primary sheeting on wide lines in excess of 48".

For More Information See Bulletin 813



## **LIBRA Triple Sheeter** **Super Duty in a Compact Package**

- Three sets of solid 8" diameter stainless steel rollers.
- Ideal for high speed lines producing items such as tortillas and flatbread. Also ideal for lines over 48" in width.

For More Information See Bulletin 824



# Moline Sheeters

## Specifications Per Sheeter

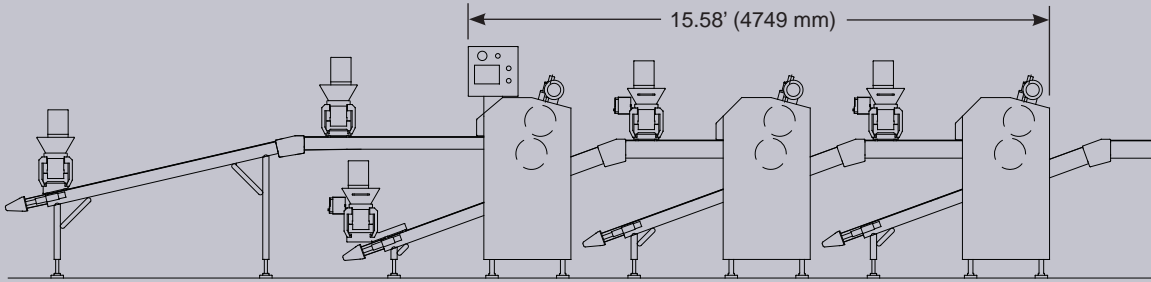
Sheeter Style	Up to 48" Wide	Over 48" Wide	High Reduction Capability	Pass-Thru Dusting	Final Gauging Applications	Yeast Dough	Short Dough	Bread	Flatbread	Pizza	Tortillas
LIBRA Single Sheeter	X	X	X	X	X	X	X	X	X	X	
LIBRA Single Satellite Sheeter	X		X	X	X		X	X	X		
LIBRA Dual Sheeter	X	X	X	X	X		X	X	X	X	
LIBRA Dual Satellite Sheeter	X		X	X	X		X	X	X		
Galaxy Sheeter	X	X	X	X	X		X	X	X		
LIBRA Triple Sheeter	X	X	X	X	X		X	X	X	X	

*All sheeters are available in Economy or Industrial versions to accommodate the required application and price point. Contact Moline Customer Service for more information.*

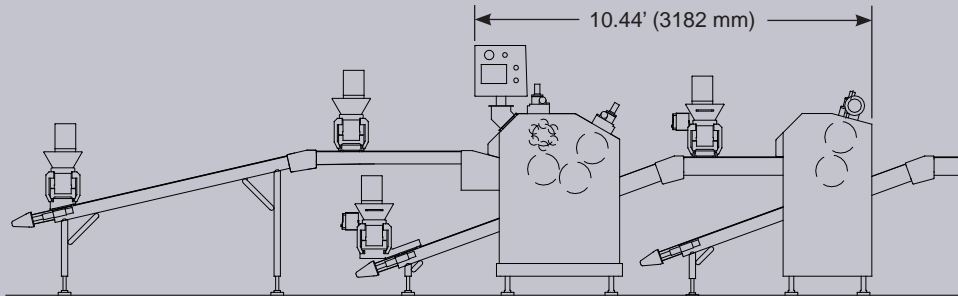




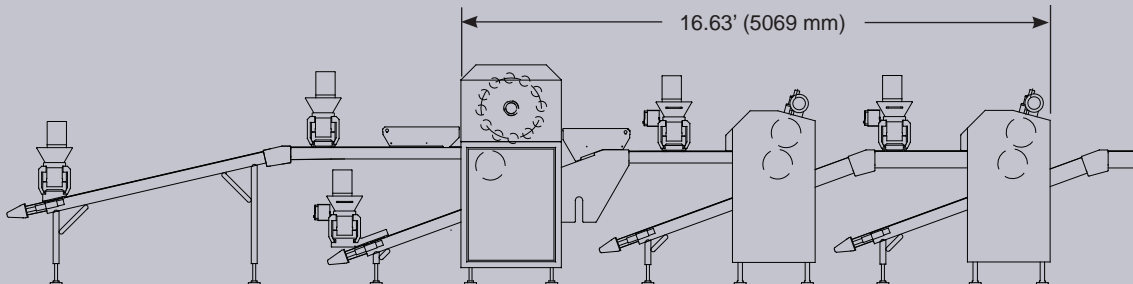
# Moline Sheeters



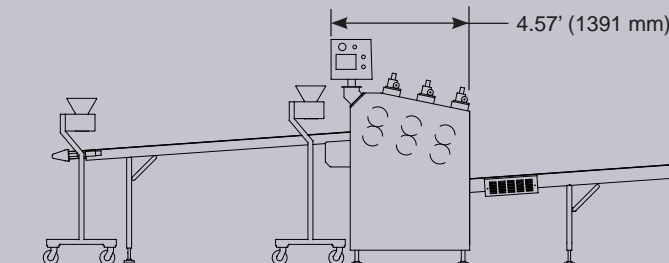
**Single Sheeters**



**Dual Satellite Sheeter and Single Sheeter**



**Galaxy Sheeter and Two Single Sheeters**



**Triple Sheeter**